

- + POWERFUL N-TYPE TOPCON CELLS
- + REDUCTION OF BALANCE-OF-SYSTEM-COSTS THROUGH HIGHER PERFORMANCE PER MODULE
- + ECO: ESPECIALLY ECONOMIC AND RELIABLE
- + APPLICATIONS: COMMERCIAL AND RESIDENTIAL POWER PLANTS
- + HIGHER YIELD: MORE REFLECTION ON CELL SURFACE



product guarantee¹



linear performance guarantee¹



ECO LINE N-TYPE

M108 / 415 - 435W

MONOCRYSTALLINE N-TYPE MODULE FAMILY, BLACK FRAME



Longlife tested



Power proofed



Safety provided



Selection of components



Cross-linking degree test



Performance surplus of 0 Wp to 6.49 Wp



PID free LID Free



Special packing to avoid micro cracks in the cells



German warrantor

ECO LINE N-TYPE

M108 / 415 - 435 W, BLACK FRAME

Module type LX - XXX M / 182-108+ | XXX = Rated power P_{mp}

Electrical data at STC

	415.00	420.00	425.00	430.00	435.00
Rated power P _{mp} [Wp]	415.00	420.00	425.00	430.00	435.00
P _{mp} range to	421.49	426.49	431.49	436.49	441.49
Rated current I _{mp} [A]	13.26	13.34	13.42	13.49	13.57
Rated voltage V _{mp} [V]	31.32	31.51	31.70	31.89	32.08
Short-circuit current I _{sc} [A]	13.99	14.07	14.16	14.23	14.31
Open-circuit voltage U _{oc} [V]	37.92	38.15	38.38	38.61	38.84
Efficiency at STC up to	21.58%	21.84%	22.10%	22.35%	22.61%
Efficiency at 200 W/m ²	21.04%	21.30%	21.55%	21.80%	22.06%

Electrical data at NOCT

	312.08	315.84	319.60	323.36	327.12
Power at P _{mp} [Wp]	312.08	315.84	319.60	323.36	327.12
Rated current I _{mp} [A]	10.70	10.77	10.83	10.89	10.95
Rated voltage V _{mp} [V]	29.17	29.33	29.51	29.69	29.87
Short-circuit current I _{sc} [A]	11.29	11.36	11.43	11.49	11.55
Open-circuit voltage U _{oc} [V]	35.00	35.22	35.45	35.67	35.90

Specification as per STC (Standard test conditions): irradiance 1000W/m² | module temperature 25°C | Air Mass = 1.5
 NOCT (nominal operating cell temperature): irradiance 800W/m² | wind speed 1 m/sec | ambient temperature 20°C | cell operating temperature 45 +/- 2°C | Air Mass = 1.5

Limiting values

Max. system voltage max. return current	1000 V or 1500 V 25 A
Safety class Fire safety class	II C (according to IEC 61730)
Operating Temperature	-40 up to 85°C
Max. tested pressure load-/tensile ²	5400 Pa / 2400 Pa

Temperature coefficient

Temperature coefficient [U] [I] [P]	-0.25 % /°C 0.045 % /°C -0.3 % /°C
---	--

Specifications

Cells (matrix) Dimensions Type	108 (6 x 18) 182 mm x 91 mm N-Type TOPCon
Module dimensions (L x W x H) ³ Weight	1722 mm x 1134 mm x 30 mm 21.5 kg
Front side glass	3.2 mm tempered, highly transparent, anti-reflection solar glass
Back side	Backsheet
Frame	Stable, anodised aluminium frame
Embedding material	POE/EVA
Junction Box Diodes	At least IP67 3 Schottky Diodes
Cable	Symmetrical cable lengths > 1.1 m, 4 mm ² solar cable
Connectors	MC4 or equivalent with IP67
Hail test (max. hailstorm)	∅ 45 mm impact velocity 23 m/s ± 83 km/h

The specifications and average values can vary slightly. Relevant is the corresponding data of the individual measurement. Specifications are subject to change without notice. Measurement tolerance depending on equipment: rated power +/- 3%, other values +/- 10%. All information given in this data sheet corresponds to DIN EN 50380. A potential light-induced degradation of the power after commissioning is not considered here. Further information in the installation manuals.

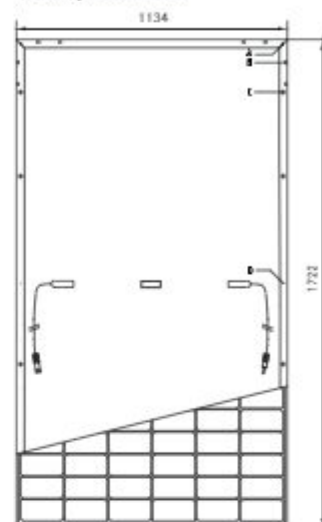
1 The specific warranty conditions are given under www.luxor-solar.com/download.html

2 Horizontal mounted, for details please check mounting instruction

3 Tolerance L/W = +/- 3 mm. H +/- 2 mm, the dimensions given in the order confirmation will be decisive

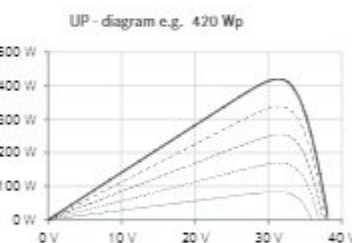
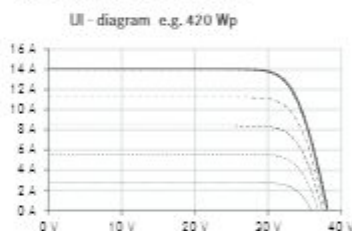
4 Location and dimensions of holes on request

Back - / Frontview³



Drilled holes⁴
 A: 4 x drainage
 B: 16 x ventilation
 C: 8 x mounting
 D: 2 x earthing

Electrical characteristics



----- 200W/m²
 - - - - 400W/m²
 - - - - 600W/m²
 - - - - 800W/m²
 - - - - 1000W/m²

Luxor, your specialised company



IEC
 IEC 61215
 IEC 61730



Guidelines:
 93/68/EEC
 2014/35/EU, (LVD)
 2014/30/EU, (EMC)

The validity of the certificates/listings for a specific country has to be examined under:
www.luxor-solar.com/downloads.html